


General information about company	
Scrip code	000000
NSE Symbol	E2E
MSEI Symbol	NOTLISTED
ISIN	INE255Z01019
Name of the company	E2E Networks Limited
Whether company is SME	No
Class of Security	Equity Shares
Type of report	Quarterly
Quarter Ended / Half year ended/Date of Report (For Prelisting / Allotment)	30-06-2025
Date of allotment / extinguishment (in case Capital Restructuring selected) / Listing Date	
Shareholding pattern filed under	Regulation 31 (1) (b)
Whether the listed entity is Public Sector Undertaking (PSU)?	No

29 Jul



Declaration					
Sr. No.	Particular	Yes/No	Promoter and Promoter Group	Public shareholder	Non Promoter- Non Public
1	Whether the Listed Entity has issued any partly paid up shares?	No	No	No	No
2	Whether the Listed Entity has issued any Convertible Securities ?	No	No	No	No
3	Whether the Listed Entity has issued any Warrants ?	No	No	No	No
4	Whether Listed Entity has granted any ESOPs, which are outstanding?	Yes	No	Yes	Yes
5	Whether the Listed Entity has any shares against which depository receipts are issued?	No	No	No	No
6	Whether the Listed Entity has any shares in locked-in?	Yes	Yes	Yes	No
7	Whether any shares held by promoters are encumbered under "Pledged"?	No	No		
8	Whether any shares held by promoters are encumbered under "Non-Disposal Undertaking"?	Yes	Yes		
9	Whether any shares held by promoters are encumbered, other than by way of Pledge or NDU, if any?	No	No		
10	Whether company has equity shares with differential voting rights?	No	No	No	No
11	Whether the listed entity has any significant beneficial owner?	No			

29-1



Table VI - Statement showing foreign ownership limits		
Particular	Approved limits (%)	Limits utilized (%)
As on shareholding date	100	6.59
As on the end of previous 1st quarter	100	7.28
As on the end of previous 2nd quarter	100	6.42
As on the end of previous 3rd quarter	100	7.38
As on the end of previous 4th quarter	100	5.87

Jgwl




**Table I - Summary Statement holding of specified securities**

Category (I)	Category of shareholder (II)	Nos. Of shareholders (III)	No. of fully paid up equity shares held (IV)	No. Of Partly paid-up equity shares held (V)	No. Of shares underlying Depository Receipts (VI)	Total nos. shares held (VII) = (IV)+ (V)+ (VI)	Shareholding as a % of total no. of shares (calculated as per SCRR, 1957) (VIII) As a % of (A+B+C2)	Number of Voting Rights held in each class of securities (IX)			No. Of Shares Underlying Outstanding convertible securities (XA)	No. of Shares Underlying Outstanding Warrants (XB)	No. Of Outstanding ESOP Granted (XC)	No. Of Outstanding ESOP Exercised (XD)	
								No of Voting (XIV) Rights							Total as a % of (A+B+C)
								Class eg:X	Class eg:Y	Total					
(A)	Promoter & Promoter Group	6	8109727			8109727	40.61	8109727		8109727	40.64				
(B)	Public	50648	11843831			11843831	59.3	11843831		11843831	59.36			104840	10
(C)	Non Promoter-Non Public	1	18500			18500		0		0	0			349250	34
(C1)	Shares underlying DRs	0	0			0		0		0	0			0	0
(C2)	Shares held by Employee Trusts	1	18500			18500	0.09	0		0	0			349250	34
	Total	50655	19972058			19972058	100	19953558		19953558	100			454090	45



Table I - Summary Statement holding of specified securities


Category (I)	Category of shareholder (II)	Shareholding, as a % assuming full conversion of convertible securities (as a percentage of diluted share capital) (XII) = (VII)+(X) As a % of (A+B+C2)	Number of Locked in shares (XIII)		Number of Shares pledged (XIV)		Non-Disposal Undertaking (XV)		Other encumbrances, if any (XVI)		Total Number of Shares encumbered (XVII) = (XIV+XV+XVI)		Number of equity shares held in dematerialized form (XVIII)	Sub-categorization of shares		
			No. (a)	As a % of total Shares held (b)	No. (a)	As a % of total Shares held (b)	No. (a)	As a % of total Shares held (b)	No. (a)	As a % of total Shares held (b)	No. (a)	As a % of total Shares held (b)		Sub-category (i)	Sub-category (ii)	Sub-category (iii)
(A)	Promoter & Promoter Group	39.7	63112	0.78			4897232	60.39			4897232	60.39	8109727			
(B)	Public	58.5	2979579	25.16									11843831	0	0	0
(C)	Non Promoter-Non Public												18500			
(C1)	Shares underlying DRs												0			
(C2)	Shares held by Employee Trusts	1.8											18500			
	Total	100	3042691	15.23			4897232	24.52			4897232	24.52	19972058	0	0	0



**Table II - Statement showing shareholding pattern of the Promoter and Promoter Group**


Sr. No.	Category & Name of the Shareholders (I)	Nos. Of shareholders (III)	No. of fully paid up equity shares held (IV)	No. Of Partly paid-up equity shares held (V)	No. Of shares underlying Depository Receipts (VI)	Total nos. shares held (VII) = (IV)+(V)+ (VI)	Shareholding as a % of total no. of shares (calculated as per SCRR, 1957) (VIII) As a % of (A+B+C2)	Number of Voting Rights held in each class of securities (IX)			No. Of Shares Underlying Outstanding convertible securities (XA)	No. of Shares Underlying Outstanding Warrants (XB)	No. Of Outstan ESOP Grantec (XC)	
								No of Voting (XIV) Rights		Total as a % of Total Voting rights				
								Class eg: X	Class eg: Y					Total
A	Table II - Statement showing shareholding pattern of the Promoter and Promoter Group													
(1)	Indian													
(a)	Individuals/Hindu undivided Family	4	7791105			7791105	39.01	7791105		7791105	39.05			
Sub-Total (A) (1)		4	7791105			7791105	39.01	7791105		7791105	39.05			
(2)	Foreign													
(a)	Individuals (NonResident Individuals/ Foreign Individuals)	2	318622			318622	1.6	318622		318622	1.6			
Sub-Total (A) (2)		2	318622			318622	1.6	318622		318622	1.6			
Total Shareholding of Promoter and Promoter Group (A)= (A)(1)+(A)(2)		6	8109727			8109727	40.61	8109727		8109727	40.64			
B	Table III - Statement showing shareholding pattern of the Public shareholder													
(1)	Institutions (Domestic)													
(a)	Mutual Funds	1	372363			372363	1.86	372363		372363	1.87			0
(b)	Venture Capital Funds	0	0			0	0	0		0	0			0
(c)	Alternate Investment Funds	5	323008			323008	1.62	323008		323008	1.62			0
(d)	Banks	0	0			0	0	0		0	0			0
(e)	Insurance Companies	0	0			0	0	0		0	0			0
(f)	Provident Funds/ Pension Funds	0	0			0	0	0		0	0			0
(g)	Asset reconstruction companies	0	0			0	0	0		0	0			0
(h)	Sovereign Wealth Funds	0	0			0	0	0		0	0			0
(i)	NBFCs registered with RBI	0	0			0	0	0		0	0			0
(j)	Other Financial Institutions	0	0			0	0	0		0	0			0
(k)	Any Other (specify)	0	0			0	0	0		0	0			0
Sub-Total (B) (1)		6	695371			695371	3.48	695371		695371	3.48			0
(2)	Institutions (Foreign)													
(a)	Foreign Direct Investment	0	0			0	0	0		0	0			0
(b)	Foreign Venture Capital Investors	0	0			0	0	0		0	0			0
(c)	Sovereign Wealth Funds	0	0			0	0	0		0	0			0
(d)	Foreign Portfolio Investors Category 1	30	453782			453782	2.27	453782		453782	2.27			0

Zg



(e)	Foreign Portfolio Investors Category II	5	139896			139896	0.7	139896		139896	0.7		0
(f)	Overseas Depositories (holding DRs) (balancing figure)	0	0			0	0	0		0	0		0
(g)	Any Other (specify)	0	0			0	0	0		0	0		0
Sub-Total (B) (2)		35	593678			593678	2.97	593678		593678	2.98		0
(3)	Central Government / State Government(s)												
(a)	Central Government / President of India	0	0			0	0	0		0	0		0
(b)	State Government / Governor	0	0			0	0	0		0	0		0
(c)	Shareholding by Companies or Bodies Corporate where Central / State Government is a promoter	0	0			0	0	0		0	0		0
Sub-Total (B) (3)		0	0			0	0	0		0	0		0
(4)	Non-institutions												
(a)	Associate companies / Subsidiaries	0	0			0	0	0		0	0		0
(b)	Directors and their relatives (excluding independent directors and nominee directors)	0	0			0	0	0		0	0		0
(c)	Key Managerial Personnel	0	0			0	0	0		0	0		0
(d)	Relatives of promoters (other than 'immediate relatives' of promoters disclosed under 'Promoter and Promoter Group' category)	0	0			0	0	0		0	0		0
(e)	Trusts where any person belonging to 'Promoter and Promoter Group' category is 'trustee', 'beneficiary', or 'author of the trust'	0	0			0	0	0		0	0		0
(f)	Investor Education and Protection Fund (IEPF)	0	0			0	0	0		0	0		0
(g)	Resident Individuals holding nominal share capital up to Rs. 2 lakhs	48625	3333963			3333963	16.69	3333963		3333963	16.71		58836
(h)	Resident Individuals holding nominal share capital in excess of Rs. 2 lakhs	28	2176220			2176220	10.9	2176220		2176220	10.91		46004
(i)	Non Resident Indians (NRIs)	979	198413			198413	0.99	198413		198413	0.99		0
(j)	Foreign Nationals	1	318700			318700	1.6	318700		318700	1.6		0
(k)	Foreign Companies	0	0			0	0	0		0	0		0

29



(l)	Bodies Corporate	201	4247748			4247748	21.27	4247748		4247748	21.29			0
(m)	Any Other (specify)	773	279738			279738	1.4	279738		279738	1.4			0
Sub-Total (B) (4)		50607	10554782			10554782	52.85	10554782		10554782	52.9			104840
Total Public Shareholding (B)=(B)(1)+ (B)(2)+(B) (3)+(B)(4)		50648	11843831			11843831	59.3	11843831		11843831	59.36			104840
C	Table IV - Statement showing shareholding pattern of the Non Promoter- Non Public shareholder													
(1)	Custodian/DR Holder - Name of DR Holders (If Available)	0	0			0		0		0	0			0
(2)	Employee Benefit Trust / Employee Welfare Trust under SEBI (Share Based Employee Benefits and Sweat Equity) Regulations, 2021	1	18500			18500	0.09	0		0	0			349250
Total NonPromoter- Non Public Shareholding (C)=(C)(1)+ (C)(2)		1	18500			18500		0		0	0			349250
Total (A+B+C2)		50655	19972058			19972058	100	19953558		19953558	100			454090
Total (A+B+C)		50655	19972058			19972058	100	19953558		19953558	100			454090

29-12



**Table II - Statement showing shareholding pattern of the Promoter and Promoter Group**

Sr. No.	Category & Name of the Shareholders (I)	Shareholding, as a % assuming full conversion of convertible securities ( as a percentage of diluted share capital) (XII)= (VII)+(X) As a % of (A+B+C2)	Number of Locked in shares (XIII)		Number of Shares pledged (XIV)		Non-Disposal Undertaking (XV)		Other encumbrances, if any (XVI)		Total Number of Shares encumbered (XVII) = (XIV+XV+XVI)		Number of equity shares held in dematerialized form (XVIII)	Sub-categorization	
			No. (a)	As a % of total Shares held (b)	No. (a)	As a % of total Shares held (b)	No. (a)	As a % of total Shares held (b)	No. (a)	As a % of total Shares held (b)	No. (a)	As a % of total Shares held (b)		Sub-category (i)	Sub-category (ii)
A	Table II - Statement showing shareholding pattern of the Promoter and Promoter Group														
(1)	Indian														
(a)	Individuals/Hindu undivided Family	38.14	35408	0.45			4897232	62.86			4897232	62.86	7791105		
Sub-Total (A) (1)		38.14	35408	0.45			4897232	62.86			4897232	62.86	7791105		
(2)	Foreign														
(a)	Individuals (NonResident Individuals/ Foreign Individuals)	1.56	27704	8.69			0	0			0	0	318622		
Sub-Total (A) (2)		1.56	27704	8.69			0	0			0	0	318622		
Total Shareholding of Promoter and Promoter Group (A)= (A)(1)+(A)(2)		39.7	63112	0.78			4897232	60.39			4897232	60.39	8109727		
B	Table III - Statement showing shareholding pattern of the Public shareholder														
(1)	Institutions (Domestic)														
(a)	Mutual Funds	1.82	0	0									372363	0	0
(b)	Venture Capital Funds	0	0	0									0	0	0
(c)	Alternate Investment Funds	1.58	0	0									323008	0	0
(d)	Banks	0	0	0									0	0	0
(e)	Insurance Companies	0	0	0									0	0	0
(f)	Provident Funds/ Pension Funds	0	0	0									0	0	0
(g)	Asset reconstruction companies	0	0	0									0	0	0
(h)	Sovereign Wealth Funds	0	0	0									0	0	0
(i)	NBFCs registered with RBI	0	0	0									0	0	0
(j)	Other Financial Institutions	0	0	0									0	0	0
(k)	Any Other (specify)	0	0	0									0	0	0
Sub-Total (B) (1)		3.4	0	0									695371	0	0
(2)	Institutions (Foreign)														
(a)	Foreign Direct Investment	0	0	0									0	0	0



(b)	Foreign Venture Capital Investors	0	0	0									0	0	0
(c)	Sovereign Wealth Funds	0	0	0									0	0	0
(d)	Foreign Portfolio Investors Category I	2.22	0	0									453782	0	0
(e)	Foreign Portfolio Investors Category II	0.68	0	0									139896	0	0
(f)	Overseas Depositories (holding DRs) (balancing figure)	0	0	0									0	0	0
(g)	Any Other (specify)	0	0	0									0	0	0
Sub-Total (B) (2)		2.91	0	0									593678	0	0
(3)	Central Government / State Government(s)														
(a)	Central Government / President of India	0	0	0									0	0	0
(b)	State Government / Governor	0	0	0									0	0	0
(c)	Shareholding by Companies or Bodies Corporate where Central / State Government is a promoter	0	0	0									0	0	0
Sub-Total (B) (3)		0	0	0									0	0	0
(4)	Non-institutions														
(a)	Associate companies / Subsidiaries	0	0	0									0	0	0
(b)	Directors and their relatives (excluding independent directors and nominee directors)	0	0	0									0	0	0
(c)	Key Managerial Personnel	0	0	0									0	0	0
(d)	Relatives of promoters (other than 'immediate relatives' of promoters disclosed under 'Promoter and Promoter Group' category)	0	0	0									0	0	0
(e)	Trusts where any person belonging to 'Promoter and Promoter Group' category is 'trustee', 'beneficiary', or 'author of the trust'	0	0	0									0	0	0
(f)	Investor Education and Protection Fund (IEPF)	0	0	0									0	0	0
(g)	Resident Individuals holding nominal share capital up to Rs. 2 lakhs	16.61	0	0									3333963	0	0



(h)	Resident Individuals holding nominal share capital in excess of Rs. 2 lakhs	10.88	0	0								2176220	0	0
(i)	Non Resident Indians (NRIs)	0.97	0	0								198413	0	0
(j)	Foreign Nationals	1.56	0	0								318700	0	0
(k)	Foreign Companies	0	0	0								0	0	0
(l)	Bodies Corporate	20.8	2979579	70.14								4247748	0	0
(m)	Any Other (specify)	1.37	0	0								279738	0	0
Sub-Total (B) (4)		52.19	2979579	28.23								10554782	0	0
Total Public Shareholding (B)=(B)(1)+(B)(2)+(B)(3)+(B)(4)		58.5	2979579	25.16								11843831	0	0
C	Table IV - Statement showing shareholding pattern of the Non Promoter- Non Public shareholder													
(1)	Custodian/DR Holder - Name of DR Holders (If Available)											0		
(2)	Employee Benefit Trust / Employee Welfare Trust under SEBI (Share Based Employee Benefits and Sweat Equity) Regulations, 2021	1.8										18500		
Total NonPromoter-Non Public Shareholding (C)= (C)(1)+(C)(2)												18500		
Total (A+B+C2)		100	3042691	15.23								19972058		
Total (A+B+C)		100	3042691	15.23			4897232	24.52			4897232	24.52	19972058	

Disclosure of notes on shareholding pattern for company remarks explanatory

Zgal



Text Block	
Textual Information(1)	<p>The Company has implemented its ESOS Scheme through the Employee Benefit Trust in accordance with the SEBI (Share Based Employee Benefits and Sweat Equity) Regulations, 2021. The maximum number of options under the Scheme is 15,00,000, convertible into equivalent equity shares. The Trust may acquire shares by: Direct allotment from the Company (up to 11,00,000 shares) Secondary acquisition from the market (up to 4,00,000 shares) Till date: 72,250 shares have been allotted by the Company to the Trust. 1,04,000 shares have been acquired by the Trust from the secondary market.</p> <p>Disclosure Clarification: For regulatory disclosure purposes, the entire outstanding ESOPs granted have been shown under the Employee Benefit Trust / Employee Welfare Trust category, considering an assumption that all such shares will be issued afresh by the Company in line with SEBI (SBEB &amp; SE) Regulations, 2021.</p>



Individuals/Hindu undivided Family							
Sr. No.	1	2	3	4	5	6	7
Name of the Shareholders (I)	Tarun Dua	Suchinta Baweja	Megha Raheja	Srishti Baweja	Manju Dua	Manjit Rai Dua	Lekh Raj Baweja
PAN (II)	AGEPD6521H	AASPB4724A	AGEPB4355R	AZUPS0829A	AURPD3079R	AANPD4309A	ABQPB6686C
No. of fully paid up equity shares held (IV)	7464779	293868	17704	14754	0	0	0
Total nos. shares held (VII) = (IV)+ (V)+ (VI)	7464779	293868	17704	14754	0	0	0
Shareholding as a % of total no. of shares (calculated as per SCRR, 1957) (VIII) As a % of (A+B+C2)	37.38	1.47	0.09	0.07	0	0	0
Number of Voting Rights held in each class of securities (IX)							
Class eg: X	7464779	293868	17704	14754	0	0	0
Total	7464779	293868	17704	14754	0	0	0
Total as a % of Total Voting rights	37.41	1.47	0.09	0.07	0	0	0
Total No. of shares on fully diluted basis (including warrants and Convertible Securities etc.) (XI)=(VII+X)	7464779	293868	17704	14754	0	0	0
Shareholding, as a % assuming full conversion of convertible securities (as a percentage of diluted share capital) (XII)= (VII)+(X) As a % of (A+B+C2)	36.55	1.44	0.09	0.07	0	0	0
Number of Locked in shares (XIII)							
No. (a)	0	2950	17704	14754	0	0	0
As a % of total Shares held (b)	0	1	100	100	0	0	0
Non-Disposal Undertaking (XV)							
No. (a)	4888285	0	0	8947	0	0	0
As a % of total Shares held (b)	65.48	0	0	60.64	0	0	0
Total Number of Shares encumbered (XVII) = (XIV+XV+XVI)							
No. (a)	4888285	0	0	8947	0	0	0
As a % of total Shares held (b)	65.48	0	0	60.64	0	0	0
Number of equity shares held in dematerialized form (XVIII)	7464779	293868	17704	14754	0	0	0
Reason for not providing PAN							
Reason for not providing PAN							
Shareholder type	Promoter	Promoter Group	Promoter Group	Promoter	Promoter Group	Promoter Group	Promoter Group

Rgd



Individuals/Hindu undivided Family		
Sr. No.	8	
Name of the Shareholders (I)	Sayesha Dua	<a href="#">Click here to go back</a>
PAN (II)	ZZZZZ9999Z	Total
No. of fully paid up equity shares held (IV)	0	7791105
Total nos. shares held (VII) = (IV)+ (V)+ (VI)	0	7791105
Shareholding as a % of total no. of shares (calculated as per SCRR, 1957) (VIII) As a % of (A+B+C2)	0	39.01
Number of Voting Rights held in each class of securities (IX)		
Class eg: X	0	7791105
Total	0	7791105
Total as a % of Total Voting rights	0	39.05
Total No. of shares on fully diluted basis (including warrants and Convertible Securities etc.) (XI)=(VII+X)	0	7791105
Shareholding, as a % assuming full conversion of convertible securities (as a percentage of diluted share capital) (XII)= (VII)+(X) As a % of (A+B+C2)	0	38.14
Number of Locked in shares (XIII)		
No. (a)	0	35408
As a % of total Shares held (b)	0	0.45
Non-Disposal Undertaking (XV)		
No. (a)	0	4897232
As a % of total Shares held (b)	0	62.86
Total Number of Shares encumbered (XVII) = (XIV+XV+XVI)		
No. (a)	0	4897232
As a % of total Shares held (b)	0	62.86
Number of equity shares held in dematerialized form (XVIII)	0	7791105
Reason for not providing PAN		
Reason for not providing PAN	Textual Information(1)	
Shareholder type	Promoter Group	


*gud*



Text Block	
Textual Information(1)	Sayesha Dua is a Minor , Therefore she does not hold PAN




Individuals (NonResident Individuals/ Foreign Individuals)			
Sr. No.	1	2	
Name of the Shareholders (I)	Shailly Dua	Himanshu Baweja	<a href="#">Click here to go back</a>
PAN (II)	ADZPD1815G	AJFPB8038F	Total
No. of fully paid up equity shares held (IV)	300918	17704	318622
Total nos. shares held (VII) = (IV) + (V) + (VI)	300918	17704	318622
Shareholding as a % of total no. of shares (calculated as per SCRR, 1957) (VIII) As a % of (A+B+C2)	1.51	0.09	1.6
Number of Voting Rights held in each class of securities (IX)			
Class eg: X	300918	17704	318622
Total	300918	17704	318622
Total as a % of Total Voting rights	1.51	0.09	1.6
Total No. of shares on fully diluted basis (including warrants and Convertible Securities etc.) (XI) = (VII) + (X)	300918	17704	318622
Shareholding, as a % assuming full conversion of convertible securities (as a percentage of diluted share capital) (XII) = (VII) + (X) As a % of (A+B+C2)	1.47	0.09	1.56
Number of Locked in shares (XIII)			
No. (a)	10000	17704	27704
As a % of total Shares held (b)	3.32	100	8.69
Non-Disposal Undertaking (XV)			
No. (a)	0	0	0
As a % of total Shares held (b)	0	0	0
Total Number of Shares encumbered (XVII) = (XIV) + (XV) + (XVI)			
No. (a)	0	0	0
As a % of total Shares held (b)	0	0	0
Number of equity shares held in dematerialized form (XVIII)	300918	17704	318622
Reason for not providing PAN			
Reason for not providing PAN			
Shareholder type	Promoter Group	Promoter Group	




Mutual Funds		
Sr. No.	1	
Name of the Shareholders (I)	Bandhan Large & Mid Cap Fund	<a href="#">Click here to go back</a>
PAN (II)	AAETS9556K	Total
No. of fully paid up equity shares held (IV)	372363	372363
Total nos. shares held (VII) = (IV) + (V) + (VI)	372363	372363
Shareholding as a % of total no. of shares (calculated as per SCRR, 1957) (VIII) As a % of (A+B+C2)	1.86	1.86
Number of Voting Rights held in each class of securities (IX)		
Class eg: X	372363	372363
Total	372363	372363
Total as a % of Total Voting rights	1.87	1.87
No. Of Outstanding ESOP Granted (XC)	0	0
No. of Shares Underlying Outstanding convertible securities, No. of Warrants and ESOP etc. (X) = (XA+XB+XC)	0	0
Total No. of shares on fully diluted basis (including warrants, ESOP, Convertible Securities etc.) (XI)=(VII+X)	372363	372363
Shareholding , as a % assuming full conversion of convertible securities ( as a percentage of diluted share capital) (XII)= (VII)+(X) As a % of (A+B+C2)	1.82	1.82
Number of Locked in shares (XIII)		
No. (a)	0	0
As a % of total Shares held (b)	0	0
Number of equity shares held in dematerialized form (XIV)	372363	372363
Reason for not providing PAN		
Reason for not providing PAN		
Sub-categorization of shares		
Shareholding (No. of shares) under		
Sub-category (i)	0	0
Sub-category (ii)	0	0
Sub-category (iii)	0	0

394



Bodies Corporate		
Sr. No.	1	
Name of the Shareholders (I)	Larsen And Toubro Limited	<a href="#">Click here to go back</a>
PAN (II)	AAACL0140P	Total
No. of fully paid up equity shares held (IV)	3793329	3793329
Total nos. shares held (VII) = (IV)+ (V)+ (VI)	3793329	3793329
Shareholding as a % of total no. of shares (calculated as per SCRR, 1957) (VIII) As a % of (A+B+C2)	18.99	18.99
Number of Voting Rights held in each class of securities (IX)		
Class eg: X	3793329	3793329
Total	3793329	3793329
Total as a % of Total Voting rights	19.01	19.01
No. Of Outstanding ESOP Granted (XC)	0	0
No. of Shares Underlying Outstanding convertible securities, No. of Warrants and ESOP etc. (X) = (XA+XB+XC)	0	0
Total No. of shares on fully diluted basis (including warrants, ESOP, Convertible Securities etc.) (XI)=(VII+X)	3793329	3793329
Shareholding , as a % assuming full conversion of convertible securities ( as a percentage of diluted share capital) (XII)= (VII)+(X) As a % of (A+B+C2)	18.57	18.57
Number of Locked in shares (XIII)		
No. (a)	2979579	2979579
As a % of total Shares held (b)	78.55	78.55
Number of equity shares held in dematerialized form (XIV)	3793329	3793329
Reason for not providing PAN		
Reason for not providing PAN		
Sub-categorization of shares		
Shareholding (No. of shares) under		
Sub-category (i)	0	0
Sub-category (ii)	0	0
Sub-category (iii)	0	0




Foreign Nationals		
Sr. No.	1	
Name of the Shareholders (I)	Freeman Cameron Murray	<a href="#">Click here to go back</a>
PAN (II)	FPFPM1052B	Total
No. of fully paid up equity shares held (IV)	318700	318700
Total nos. shares held (VII) = (IV)+ (V)+ (VI)	318700	318700
Shareholding as a % of total no. of shares (calculated as per SCRR, 1957) (VIII) As a % of (A+B+C2)	1.6	1.6
Number of Voting Rights held in each class of securities (IX)		
Class eg: X	318700	318700
Total	318700	318700
Total as a % of Total Voting rights	1.6	1.6
No. Of Outstanding ESOP Granted (XC)	0	0
No. of Shares Underlying Outstanding convertible securities, No. of Warrants and ESOP etc. (X) = (XA+XB+XC)	0	0
Total No. of shares on fully diluted basis (including warrants, ESOP, Convertible Securities etc.) (XI)=(VII+X)	318700	318700
Shareholding , as a % assuming full conversion of convertible securities ( as a percentage of diluted share capital) (XII)=(VII)+(X) As a % of (A+B+C2)	1.56	1.56
Number of Locked in shares (XIII)		
No. (a)	0	0
As a % of total Shares held (b)	0	0
Number of equity shares held in dematerialized form (XIV)	318700	318700
Reason for not providing PAN		
Reason for not providing PAN		
Sub-categorization of shares		
Shareholding (No. of shares) under		
Sub-category (i)	0	0
Sub-category (ii)	0	0
Sub-category (iii)	0	0

29-1




Individuals - ii. Individual shareholders holding nominal share capital in excess of Rs. 2 lakhs.		
Sr. No.	1	
Name of the Shareholders (I)	Mukesh Kumar Raheja	<a href="#">Click here to go back</a>
PAN (II)	ADYPR7847P	Total
No. of fully paid up equity shares held (IV)	434329	434329
Total nos. shares held (VII) = (IV)+ (V)+ (VI)	434329	434329
Shareholding as a % of total no. of shares (calculated as per SCRR, 1957) (VIII) As a % of (A+B+C2)	2.17	2.17
Number of Voting Rights held in each class of securities (IX)		
Class eg: X	434329	434329
Total	434329	434329
Total as a % of Total Voting rights	2.18	2.18
No. Of Outstanding ESOP Granted (XC)	0	0
No. of Shares Underlying Outstanding convertible securities, No. of Warrants and ESOP etc. (X) = (XA+XB+XC)	0	0
Total No. of shares on fully diluted basis (including warrants, ESOP, Convertible Securities etc.) (XI)=(VII+X)	434329	434329
Shareholding , as a % assuming full conversion of convertible securities ( as a percentage of diluted share capital) (XII)= (VII)+(X) As a % of (A+B+C2)	2.13	2.13
Number of Locked in shares (XIII)		
No. (a)	0	0
As a % of total Shares held (b)	0	0
Number of equity shares held in dematerialized form (XIV)	434329	434329
Reason for not providing PAN		
Reason for not providing PAN		
Sub-categorization of shares		
Shareholding (No. of shares) under		
Sub-category (i)	0	0
Sub-category (ii)	0	0
Sub-category (iii)	0	0

29/11/2023



Any Other (specify)				
Sr. No.	1	2	3	
Category	Bodies Corporate	HUF	Clearing Members	
Category / More than 1 percentage	Category	Category	Category	
Name of the Shareholders (I)				Click here to go back
PAN (II)				Total
No. of the Shareholders (I)	55	717	1	773
No. of fully paid up equity shares held (IV)	155287	124318	133	279738
Total nos. shares held (VII) = (IV)+ (V)+ (VI)	155287	124318	133	279738
Shareholding as a % of total no. of shares (calculated as per SCRR, 1957) (VIII) As a % of (A+B+C2)	0.78	0.62	0	1.4
Number of Voting Rights held in each class of securities (IX)				
Class eg: X	155287	124318	133	279738
Total	155287	124318	133	279738
Total as a % of Total Voting rights	0.78	0.62	0	1.4
No. Of Outstanding ESOP Granted (XC)	0	0	0	0
No. of Shares Underlying Outstanding convertible securities, No. of Warrants and ESOP etc. (X) = (XA+XB+XC)	0	0	0	0
Total No. of shares on fully diluted basis (including warrants, ESOP, Convertible Securities etc.) (XI)=(VII+X)	155287	124318	133	279738
Shareholding , as a % assuming full conversion of convertible securities ( as a percentage of diluted share capital) (XII)= (VII)+(X) As a % of (A+B+C2)	0.76	0.61	0	1.37
Number of Locked in shares (XIII)				
No. (a)	0	0	0	0
As a % of total Shares held (b)	0	0	0	0
Number of equity shares held in dematerialized form (XIV)	155287	124318	133	279738
Reason for not providing PAN				
Reason for not providing PAN				
Sub-categorization of shares				
Shareholding (No. of shares) under				
Sub-category (i)	0	0	0	0



Sub-category (ii)	0	0	0	0
Sub-category (iii)	0	0	0	0

